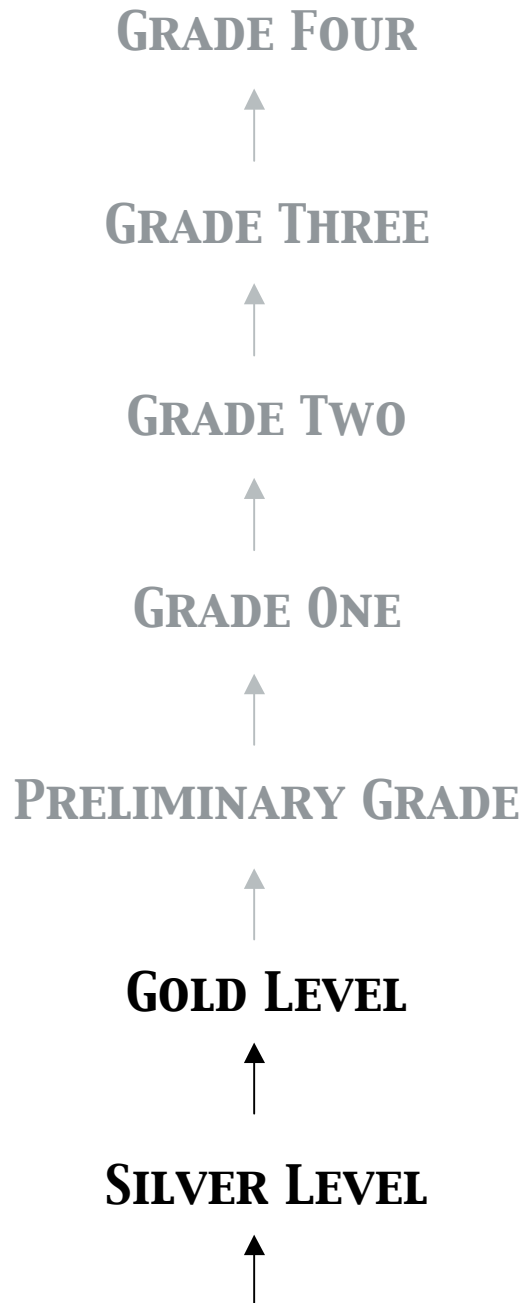




FOUNDATION OF  
MUSIC EDUCATION

## LEVELS OF ASSESSMENT



*These levels are  
currently being  
developed*

**BRONZE LEVEL**





# FOUNDATION OF MUSIC EDUCATION

## TECHNICAL WORK

**Please note: All technical work must be played from memory**

*Five Finger Exercise - see example below*

- C major hand position
- Play Right Hand
- Play Left Hand
- Tempo: crotchet = 72
- Exercise to be played with controlled staccato and an even legato tone demonstrating finger independence.

Two (2) examples.



*Chord Playing - see example below*

- Play either Chord I and/or Chord V7 as shown
- Play Right Hand and Left Hand separately
- Chords to be played with correct fingering, all three notes played simultaneously. Two (2) examples.



## AURAL DEVELOPMENT

### Rhythm

The examiner will clap a one (1) bar rhythm, (twice) for the candidate to clap back. Examples will be from page 6, which include the following rhythms: crotchets, two quavers, crotchet rests. Two (2) examples.

### Melody

The examiner will play a one (1) bar melody, (twice) for the candidate to sing back. Examples will be from page 7, which contain notes from C-G and involve steps, skips and/or repeated notes. Two (2) examples.

### Chord Identification

The examiner will play a Chord I in C major root position followed by a I or V7 chord. The candidate is to identify the second chord as I or V7. Two (2) examples.

# BRONZE LEVEL SYLLABUS

## SIGHT READING

### Note

Candidates will be asked to play an example from page 8, containing 4 notes (1 bar) written as crotchets. These examples contain notes between and including C & G in the treble clef only and commencing on either C or G.

### Rhythm

Candidates will be asked to clap a one bar rhythm from page 8. Examples contain the following: crotchets, quavers and crotchet rests.

## GENERAL MUSIC KNOWLEDGE

Candidates will be asked to identify the following symbols:

- Treble Clef
- Bass Clef
- Bar line
- Double Bar line
- Stave
- C (Common Time)

## PRACTICAL PERFORMANCE

Play three (3) contrasting pieces to be selected from the following resources:

### JKC 2: Music Munchkins Level 2

- March
  - Running on the Spot
  - Fanfare
  - Creepy Colin
- Published by Forte School of Music*

### JKC 3: Music Munchkins Level 3

- Ant's Brigade
  - Sorbet City
- Published by Forte School of Music*

### Piano Keys Level 1

- Symphony No. 9
  - Fox Hunt
  - Barcarolle
  - When the Saints
  - New World Symphony
- Published by Forte School of Music*

### Kids' Stuff

- Card Game
  - Pet Parade
  - In Flight
- Published by Warner Chappell Music*



# RHYTHM CLAPPING EXAMPLES

## BRONZE LEVEL

The examiner will clap a one-bar rhythm pattern for the candidate to clap back. The example will be from the rhythms listed below. Two (2) examples.

The examiner will give instructions like...

*“Clap after me. Listen, 1, 2, 3, 4...”*

Examiner claps rhythm:

Candidate claps rhythm:

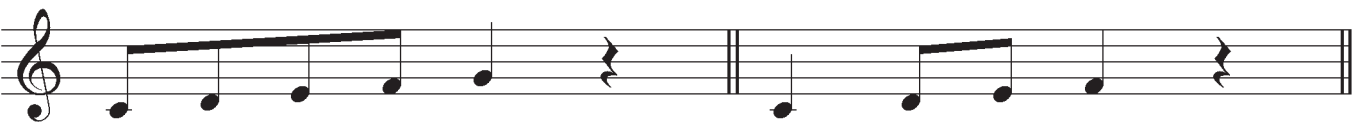
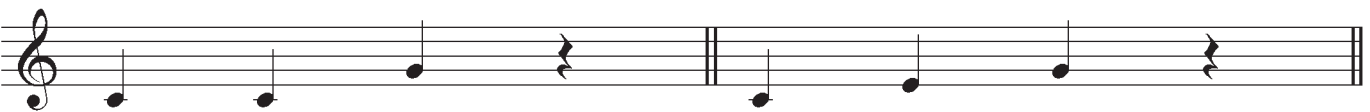
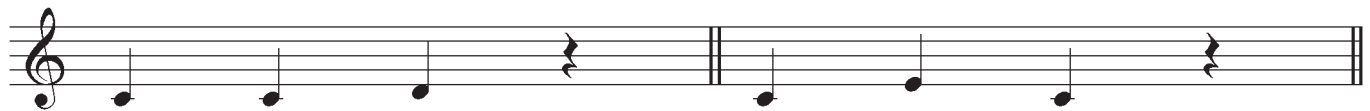
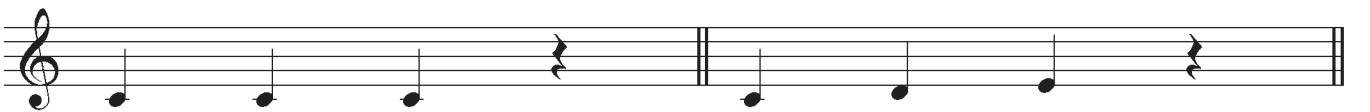


# MELODY SINGING EXAMPLES

The examiner will play a one (1) bar melody (3 crotchet beats and a rest) for the candidate to sing back. The example will be from the melodies listed below. Candidates may sing solfege, or use the sounds: 'lah', 'dah', or 'mah.' Two (2) examples.

The examiner will give instructions like...

*"I want you to sing the notes that I play for you. First, Listen to the key. [play chords] Now, sing these notes for me.*




# CHORD IDENTIFICATION

The examiner will play a Chord I in C major root position followed by a I or V7 chord. The candidate is to identify the second chord as I or V7. One (1) example.

The examiner will give instructions like...

*"I will play some chords for you to hear the key, just listen. [Examiner plays chords] Now I am going to play some chords. The first one will be chord I. Can you tell me what the second chord is?"*



## SIGHT READING EXAMPLES- NOTES


## BRONZE LEVEL

Candidates will be asked to read and play 4 notes from the examples listed below.

One (1) example.

The examiner will give instructions like...

*“Here are some notes that I would like you to play for me. 1. Is the first note ‘do’ or ‘so’? 2. Are there any repeated notes - like two ‘dos’ in a row? 3. Do the notes move in step or skip?”*



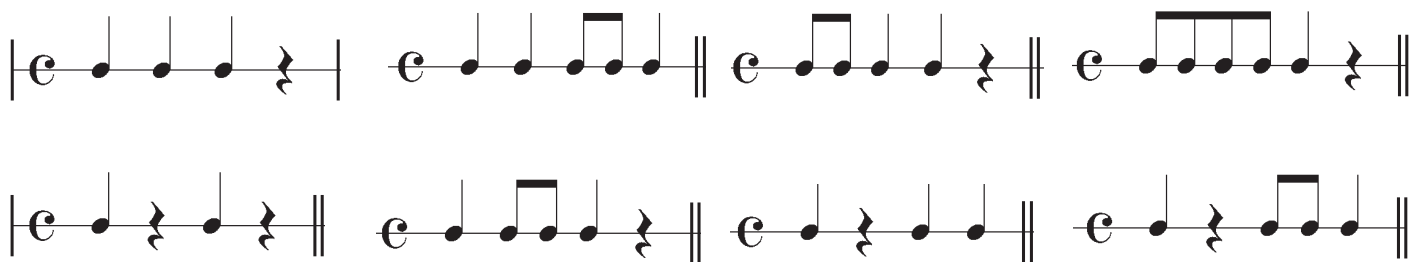
## SIGHT READING EXAMPLES- RHYTHMS

Candidates will be asked to read, clap and vocalise a one-bar rhythm from the examples listed below.

One (1) example.

The examiner will give instructions like...

*“Here is a rhythm that I would like you to clap for me. Remember to say the names like ‘tun’ or ‘ti-ti’ while you are clapping”*





---

# FOUNDATION OF MUSIC EDUCATION

---

## Assessment Report

### BRONZE LEVEL

**SAMPLE REPORT ONLY**

Candidate Name: \_\_\_\_\_ Candidate Code: \_\_\_\_\_

Examiner Code: \_\_\_\_\_ Teacher Code: \_\_\_\_\_

Date of Exam: \_\_\_\_\_

**Please Note:**

*A tick indicates the candidate has completed the requirement, otherwise no mark will be shown.*

*Candidates who have not met sufficient criteria overall, will be given a participation certificate only.*



### 1. TECHNICAL WORK

#### Five Finger Exercise

Technical Elements	1	2
Played correct notes		
Played correct rhythm		
Played legato		
Played staccato		
Played with consistent tempo		
Played with suitable hand shape		

#### C Major Chords I and V7

Technical Elements	1	2
Played correct notes		
Played with correct fingering		
Played all notes simultaneously		
Played suitable hand shape		

#### Summary - Technical Work

1. The candidate demonstrated the ability to play both the exercise and chords and excelled in all technical elements listed.

2. The candidate demonstrated the ability to play with most of the technical elements listed and is competent in this area.

3. The candidate demonstrated today, a need for further development and improvement in this area of the assessment.

### 2. PRACTICAL PERFORMANCE

Piece 1 \_\_\_\_\_

Piece 2 \_\_\_\_\_

Piece 3 \_\_\_\_\_

#### Summary - Practical Performance

1. The candidate demonstrated through practical performance, an excellent knowledge and application of all technical elements listed.

2. The candidate demonstrated through practical performance, competency in the knowledge and application of most of the elements listed.

3. The candidate demonstrated today, a need for further development and improvement in this area of the assessment.

Technical Elements	1	2	3
Played correct notes			
Played correct rhythm			
Appropriate tempo			
Consistent tempo			
Suitable hand shape			
Correct articulation( <i>if applicable</i> )			
Correct dynamics( <i>if applicable</i> )			
Played at the correct 8ve			
Accurate RH/LH co-ordination			

### 3. MUSICIANSHIP

#### Aural Development - Rhythm

Technical Elements	1	2
Clapped correct rhythm		
Consistent tempo		

#### Summary - Aural Development

1. The candidate demonstrated all technical elements listed and displayed a very high level of aural ability for this level.

2. The candidate demonstrated most of the technical elements listed and displayed a competent level of aural ability.

#### Aural Development - Melody

Technical Elements	1	2
Sang notes on pitch		
Consistent tempo		

3. The candidate demonstrated today, a need for further development and improvement in this area of the assessment.

#### Aural Development - Chords

Technical Elements	1
Correctly identified chord	

for further development and improvement in this area of the assessment.



**3. MUSICIANSHIP CONT...**

**Reading Development - Note**

Technical Elements	1
Played correct notes	
Played correct rhythm	
Appropriate tempo	
Consistent tempo	

**Reading Development - Rhythm**

Technical Elements	1
Clapped correct rhythm	
Identified rhythms	
Appropriate tempo	
Consistent tempo	

**Summary - Reading Development**

**1.** The candidate demonstrated all technical elements listed and displayed an excellent reading ability today.

**2.** The candidate demonstrated most of the technical elements listed and displayed a competent level of aural ability.

**3.** The candidate demonstrated today, a need for further development and improvement in this area of the assessment.

**4. GENERAL MUSIC KNOWLEDGE**

Technical Elements	1
Treble Clef	
Bass Clef	
Bar line	
Double bar line	
Stave	
C is for Common Time	

**5. PRESENTATION**

Criteria	1
Dressed Appropriately	
Greeted Examiner	
Correct seating position	
Correct posture	

**6. SUMMARY**

**Overall Result**

Successfully completed  
all requirements for Bronze Award

SAMPLE REPORT ONLY

General Comments

\_\_\_\_\_  
**Examiner's Signature**

\_\_\_\_\_  
**Date**

