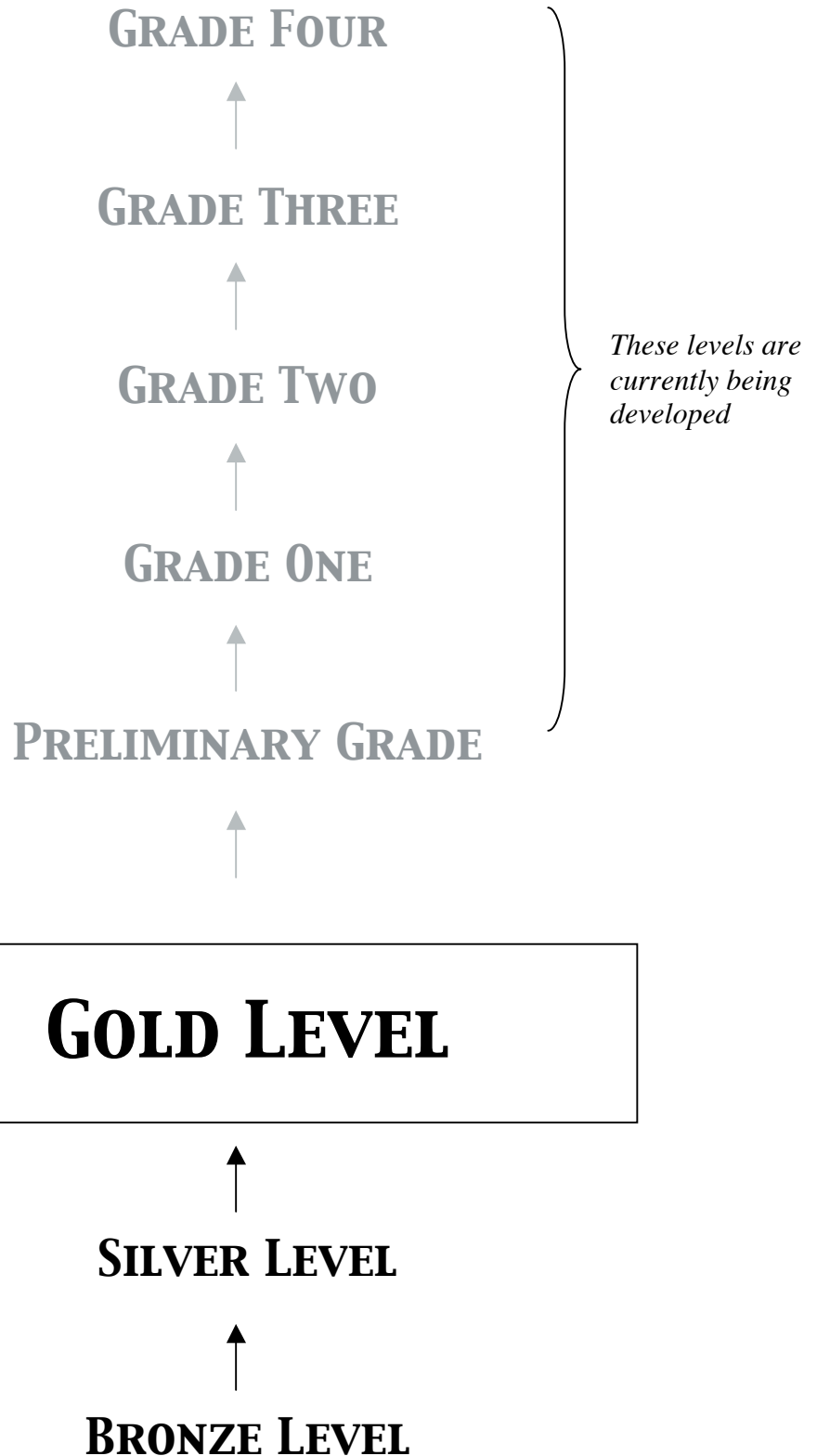




FOUNDATION OF
MUSIC EDUCATION

LEVELS OF ASSESSMENT





FOUNDATION OF MUSIC EDUCATION

GOLD LEVEL SYLLABUS


TECHNICAL WORK

Please note: All technical work must be played from memory

Five Finger Exercise - see example below

- C major, G major, A minor (example C Major only)
- Play Right Hand
- Play Left Hand
- Tempo: crotchet = 72
- Exercise to be played with a clear, even legato tone demonstrating finger independence.

Two (2) examples.



Scales - see example below

- C major, G major and A harmonic minor (example C Major only)
- Play Right Hand - one octave ascending & descending
- Play Left Hand - one octave ascending & descending
- Tempo: crotchet = 72
- Scale to be played with correct fingering and a clear even legato tone demonstrating finger independence.

Two (2) examples.



Contrary Motion - see example below


- C major only
- One octave
- Tempo: crotchet = 60
- Scale to be played with correct fingering and a clear even legato tone demonstrating finger independence.
- Even balance between hands

One (1) example.



Chord Playing - see example below

- Play the chord pattern, I-IV-V7-I in close position in RH with accompanying Bass Note in the LH.
 - C major, G major (example C Major only)
 - Chords to be played with correct fingering, all three notes plus bass note played simultaneously
 - Hands together using the notation below
- Two (2) examples.



AURAL DEVELOPMENT

Rhythm

The examiner will play (using a single note) a two (2) bar rhythm pattern (twice) for the candidate to clap back. Examples will be from page 25 and will include the following note values: semibreves, dotted minims, minims, crotchets, quavers, crotchet rests. Two (2) examples.

Melody

The examiner will play a four (4) bar melody for the candidate to sing back. 4-bar melodies will be in the style of the examples shown on page 26, in C Major, G Major and A Minor. The melody will involve steps, skips and/or repeated notes. Two (2) examples.

Chord Identification

The examiner will play a Chord I in C major, G major or A minor root position followed by a I, IV, or V7 chord. The candidate is to identify the second chord as I, IV, or V7. Two (2) examples

Gold Syllabus continued over page...

Page 2 includes:- Sight Reading, General Knowledge and Practical Performance requirements.





FOUNDATION OF
MUSIC EDUCATION

GOLD LEVEL SYLLABUS CONTINUED...

SIGHT READING

Note

Candidates will be asked to play a four (4) bar example from the examples. The example will contain notes between and including C & G or G & D or A & E in the treble and bass clef. One (1) example.

Rhythm

Candidates will be asked to clap a 4 bar rhythm from page 20, in common time, containing any of the following note values: semibreve, dotted minim, minim, crotchet, dotted crotchet, quavers, crotchet rest. One (1) example.

GENERAL MUSIC KNOWLEDGE

You will be asked 5 General Music Knowledge questions from the Silver Syllabus;

Silver Syllabus General Music Knowledge

- Treble Clef
- Bass Clef
- Bar line
- Double Bar line
- Staff
- C - Common Time: means 4 crotchet beats per bar
- 3/4 - Waltz Time: means 3 crotchet beats per bar
- Legato slur: means to play smoothly & well connected
- Staccato dot: means to play short & detached
- piano (p): means to play soft
- forte (f): means to play loud

as well as being asked to identify and explain the following musical terms and/or symbols.

- mezzo piano (mp): means to play moderately soft
- mezzo forte (mf): means to play moderately loud
- crotchet = one beat
- minim = hold for 2 beats
- semibreve = hold for 4 beats
- whole bar rest = one whole bar of silence
- crotchet rest = one beat of silence

PRACTICAL PERFORMANCE

Play three contrasting pieces to be selected from the following resources:

Creative Keys Level 1

Marche Slav
Parade
Struttin'
Gavotte
Fingers on the Run
Kingfisher Falls

Creative Keys Level 2

Apache

Hot Stuff

Alley Blues
Androids
Arabian Nights
Published by: Warner Chappell Music

End of Syllabus



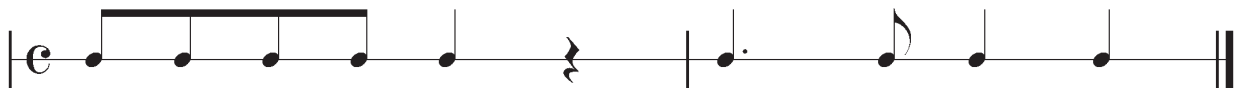
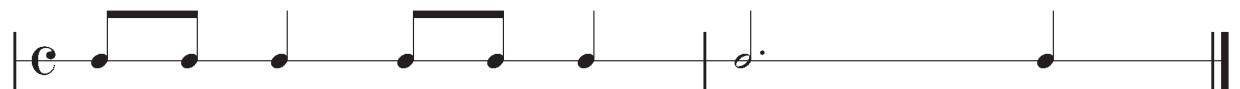
RHYTHM CLAPPING EXAMPLES

GOLD LEVEL

The examiner will play (using a single note) a two (2) bar pattern for the candidate to clap back. The example will be from the rhythms below and will be played twice. Two (2) examples.

The examiner will give instructions like

“I want you to clap the rhythm that I clap to you. Clap this after me. Ready, 1, 2, 3, 4...”



MELODY SINGING EXAMPLES

GOLD LEVEL

The examiner will play a four (4) bar melody for the candidate to sing back. The melody will be similar to the examples given below in either C Major or G Major. Candidates may sing solfege, or use the sounds: 'lah', 'dah' or 'mah'. Two (2) examples.

The examiner will give instructions like...

"I will play some notes and I'd like you to sing them back to me"

C MAJOR EXAMPLE

Musical notation for C Major example. It consists of a vocal line and a piano accompaniment. The vocal line is in C major, 4/4 time, and contains a four-bar melody: C4 (quarter), D4 (quarter), E4 (quarter), F4 (quarter), G4 (quarter), A4 (quarter), B4 (quarter), C5 (quarter). The piano accompaniment features a simple harmonic accompaniment with chords and moving bass lines.

G MAJOR EXAMPLE

Musical notation for G Major example. It consists of a vocal line and a piano accompaniment. The vocal line is in G major, 4/4 time, and contains a four-bar melody: G4 (quarter), A4 (quarter), B4 (quarter), C5 (quarter), D5 (quarter), E5 (quarter), F#5 (quarter), G5 (quarter). The piano accompaniment features a simple harmonic accompaniment with chords and moving bass lines.

A MINOR EXAMPLE

Musical notation for A Minor example. It consists of a vocal line and a piano accompaniment. The vocal line is in A minor, 4/4 time, and contains a four-bar melody: A3 (quarter), B3 (quarter), C4 (quarter), D4 (quarter), E4 (quarter), F4 (quarter), G4 (quarter), A4 (quarter). The piano accompaniment features a simple harmonic accompaniment with chords and moving bass lines.



CHORD IDENTIFICATION

GOLD LEVEL

The examiner will play Chord I (root position) in C major, G major, or A minor followed by a I, IV, or V7 chord in close position. The candidate is to identify the second chord as I, IV, or V7. Two (2) examples.

What to say...

"I will play some chords for you to hear the key I'm in - just listen. [Examiner plays chords] Now I am going to play some chords. The first one is Chord I. Can you tell me what the second chord is?"

Examiner establishes the key

Musical notation for C major key establishment. The score is in 4/4 time and consists of two staves. The right hand plays chords in the treble clef, and the left hand plays single notes in the bass clef. The sequence of chords and notes is: C major (C-E-G), F major (F-A-C), G major (G-B-D), and C major (C-E-G).

Examples

Musical notation for C major examples. A single staff in treble clef showing six chords in close position: C major, F major, C major, G major, C major, and F major.

Examiner establishes the key

Musical notation for G major key establishment. The score is in 4/4 time and consists of two staves. The right hand plays chords in the treble clef, and the left hand plays single notes in the bass clef. The sequence of chords and notes is: G major (G-B-D), C major (C-E-G), D major (D-F-A), and G major (G-B-D).

Examples

Musical notation for G major examples. A single staff in treble clef showing six chords in close position: G major, C major, G major, D major, G major, and C major.

Examiner establishes the key

Musical notation for A minor key establishment. The score is in 4/4 time and consists of two staves. The right hand plays chords in the treble clef, and the left hand plays single notes in the bass clef. The sequence of chords and notes is: A minor (A-C-E), D minor (D-F-A), E7 (E-G-B-D), and A minor (A-C-E).

Examples

Musical notation for A minor examples. A single staff in treble clef showing six chords in close position: A minor, D minor, A minor, E7, A minor, and D minor.



SIGHT READING - NOTE

GOLD LEVEL

Candidates will be asked to play a 4 bar example written in the treble clef and bass clef in the key of C Major. The example will be one of the following listed below, containing notes between and including C & G and commencing on either C, E or G.

The examiner will give instructions like

“Here are some notes that I would like you to play for me. 1. Look at the first note, 2. Are there any repeated notes? 3. See if the notes are moving up or down. 4. See if the notes are moving by step or skip.”

Example 1: Treble clef starts with C4, E4, G4, A4; Bass clef starts with C3, E2, G2, A2.

Example 2: Treble clef starts with E4, G4, A4, B4; Bass clef starts with C3, E2, G2, A2.

Example 3: Treble clef starts with G4, A4, B4, C5; Bass clef starts with C3, E2, G2, A2.

Example 4: Treble clef starts with A4, B4, C5, B4; Bass clef starts with C3, E2, G2, A2.

Example 5: Treble clef starts with B4, C5, B4, A4; Bass clef starts with C3, E2, G2, A2.

Example 6: Treble clef starts with C5, B4, A4, G4; Bass clef starts with C3, E2, G2, A2.



SIGHT READING - RHYTHM**GOLD LEVEL**

Candidates will be asked to read, clap and vocalise a 4 bar rhythm from the examples listed below.

One (1) example.

The examiner will give instructions like

“Here is a rhythm that I would like you to clap for me. Remember to say the names like ‘tun’, ‘ta-un’ or ‘ti-ti’ while you are clapping”





FOUNDATION OF MUSIC EDUCATION

Assessment Report

GOLD LEVEL

SAMPLE REPORT ONLY

Candidate Name: _____ Candidate Code: _____

Examiner Code: _____ Teacher Code: _____

Date of Exam: _____

Please Note:

A tick indicates the candidate has completed the requirement, otherwise no mark will be shown.

Candidates who have not met sufficient criteria overall, will be given a participation certificate only.



1. TECHNICAL WORK

Five Finger Exercise (C, G, Am)

Technical Elements	1	2
Played correct notes		
Played correct rhythm		
Played legato		
Played with finger independence		
Played with consistent tempo		
Played with suitable hand shape		

Summary - Technical Work	
1. The candidate demonstrated the ability to play the arpeggio exercises, scales and chords and excelled in all technical elements listed.	<input type="checkbox"/>

Major Scales (C, G, Am)

Technical Elements	1	2
Played correct notes		
Played with correct fingering		
Played with finger independence		
Played secure thumb passing		
Played legato		
Played at a suitable tempo		
Played at a consistent tempo		
Played with suitable hand shape		

2. The candidate demonstrated the ability to play the arpeggio exercises, scales and chords with most of the technical elements listed, and is competent in this area.	<input type="checkbox"/>
--	--------------------------

C Major Contrary Motion

Technical Elements	1
Played correct notes	
Played with correct fingering	
Played with finger independence	
Played secure thumb passing	
Played legato	
RH & LH played simultaneously	
Played at a consistent tempo	
Played with suitable hand shape	

3. The candidate demonstrated today, inconsistency in achieving the technical elements listed and a need for further development and improvement in this area of the assessment.	<input type="checkbox"/>
--	--------------------------

Chord Playing (C, G)

Technical Elements	1	2
Played correct notes		
Played with correct fingering		
Played all notes simultaneously		
Played with correct rhythm		
Played with a consistent tempo		
Played suitable hand shape		

SAMPLE REPORT ONLY

2. PRACTICAL PERFORMANCE

Piece 1 _____

Piece 2 _____

Piece 3 _____

Summary - Practical Performance	
1. The candidate demonstrated through practical performance, an excellent knowledge and application of all technical elements listed.	<input type="checkbox"/>

Technical Elements	1	2	3
Played correct notes			
Played correct rhythm			
Appropriate tempo			
Consistent tempo			
Suitable hand shape			
Correct articulation(<i>if applicable</i>)			
Correct dynamics(<i>if applicable</i>)			
Played at the correct 8ve			
Accurate RH/LH co-ordination			

2. The candidate demonstrated through practical performance, competency in the knowledge and application of most of the elements listed.	<input type="checkbox"/>
--	--------------------------

3. The candidate demonstrated today, a need for further development and improvement in this area of the assessment.	<input type="checkbox"/>
---	--------------------------



3. MUSICIANSHIP

Aural Development - Rhythm

Technical Elements	1	2
Clapped correct rhythm		
Consistent tempo		

Summary - Aural Development	
1. The candidate demonstrated all technical elements listed and displayed a very high level of aural ability for this level.	<input type="checkbox"/>

Aural Development - Melody

Technical Elements	1	2
Sang notes on pitch		
Sang with correct rhythm		
Consistent tempo maintained		

2. The candidate demonstrated most of the technical elements listed and displayed a competent level of aural ability.	<input type="checkbox"/>
---	--------------------------

Aural Development - Chords

Technical Elements	1	2
Correctly identified chord		

3. The candidate demonstrated today, a need for further development and improvement in this area of the assessment.	<input type="checkbox"/>
---	--------------------------

Reading Development - Note

Technical Elements	1
Played correct notes	
Played correct rhythm	
Appropriate tempo	
Consistent tempo	
Played at correct 8ve	

Summary - Reading Development	
1. The candidate demonstrated all technical elements listed and displayed an excellent reading ability today.	<input type="checkbox"/>

2. The candidate demonstrated most of the technical elements listed and displayed a competent level of aural ability.	<input type="checkbox"/>
---	--------------------------

Reading Development - Rhythm

Technical Elements	1
Clapped correct rhythm	
Identified rhythms	
Appropriate tempo	
Consistent tempo	

3. The candidate demonstrated today, a need for further development and improvement in this area of the assessment.	<input type="checkbox"/>
---	--------------------------

SAMPLE REPORT ONLY

4. GENERAL MUSIC KNOWLEDGE

Technical Elements - 5 tested only	5
<i>Please shade remaining boxes</i>	
Treble Clef	
Bass Clef	
Bar line	
Double bar line	
Stave	
Common Time=4 crotchet beats/bar	
3/4 Waltz Time=3 crotchet beats/bar	
Legato slur=smoothly, well connected	
Staccato dot = play short & detached	
piano (p) = to play soft	
forte (f) = to play loud	

continued over page...



Technical Elements - all tested	1
Mezzo Piano (mp): play moderately soft	
Mezzo Forte (mf): play moderately loud	
Crotchet: hold for one beat	
Minim: hold for two beats	
Semibreve: hold for 4 beats	
Whole bar rest: one whole bar of silence	
Crotchet Rest: one beat of silence	

5. PRESENTATION

Criteria	1
Dressed Appropriately	
Greeted Examiner	
Correct seating position	
Correct posture	

6. SUMMARY

Overall Result
Successfully completed all requirements for Gold Award

SAMPLE REPORT ONLY

General Comments

Examiner's Signature

Date

